

Overall Visitor Arrival Performance (Sep / 2018)

Total Stayover Arrivals by Region

Region	Sep/2018	% Total	Sep/2017	% Total	% Change
North America	5,268	16%	4,676	15%	13%
South America	7,587	23%	6,426	21%	18%
Caribbean	1,918	6%	1,966	6%	-2%
Europe	15,855	49%	16,849	54%	-6%
Others	2,026	6%	1,177	4%	72%
Total	32,654	100%	31,094	100%	5%

2018YTD	% Total	2017YTD	% Total	% Change
69,170	22%	59,817	20%	16%
47,647	15%	55,478	19%	-14%
17,388	6%	19,193	7%	-9%
159,756	52%	150,921	51%	6%
15,771	5%	7,751	3%	103%
309,732	100%	293,160	100%	6%

Total Daytrippers

	Sep/2018	% Total	Sep/2017	% Total	% Change
Day Trippers	1,742	100%	1,965	100%	-11%

2018YTD	% Total	2017YTD	% Total	% Change
15,018	100%	17,902	100%	-16%

Total Nights by Region

Region	Sep/2018	% Total	Sep/2017	% Total	% Change
North America	32,392	11.9%	30,613	11.2%	6%
South America	50,618	18.5%	44,737	16.4%	13%
Caribbean	10,728	3.9%	9,475	3.5%	13%
Europe	174,479	63.8%	182,097	66.6%	-4%
Others	5,080	1.9%	6,537	2.4%	-22%
Total	273,297	100%	273,459	100%	0%

2018YTD	% Total	2017YTD	% Total	% Change
472,167	17.2%	402,761	15.3%	17%
345,987	12.6%	404,849	15.3%	-15%
102,483	3.7%	110,824	4.2%	-8%
1,773,977	64.7%	1,684,017	63.8%	5%
48,530	1.8%	38,531	1.5%	26%
2,743,144	100%	2,640,982	100%	4%

Total Cruise Arrivals

	Sep/2018	% Total	Sep/2017	% Total	% Change
Cruise Arrivals	41,538	100%	24,317	100%	71%
Cruise Calls	12	100%	11	100%	9%

2018YTD	% Total	2017YTD	% Total	% Change
514,817	100%	410,158	100%	26%
200	100%	176	100%	14%

Total Arrivals

	Sep/2018	% Total	Sep/2017	% Total	% Change
Cruise Arrivals	41,538	55%	24,317	42%	71%
Day Trippers	1,742	2%	1,965	3%	-11%
Stayovers	32,654	43%	31,094	54%	5%
Total	75,934	100%	57,376	100%	32%

2018YTD	% Total	2017YTD	% Total	% Change
514,817	61%	410,158	57%	26%
15,018	2%	17,902	2%	-16%
309,732	37%	293,160	41%	6%
839,567	100%	721,220	100%	16%

Source

Stayover: Immigration database / CTB
Visitor Nights: Immigration database / CTB
Cruise calls / passengers: CPA



Pietermaai 19, Curaçao, Dutch Caribbean
 Phone: (599-9) 434-8200 * Fax: (599-9) 461-5017
 Email: info@curacao.com
 Website: www.curacao.com

Stayover Visitor Arrival (Sep / 2018)

	Sep2018	% Total	Sep2017	% Total	% Change
North America					
Canada	574	1.8%	659	2.1%	-13%
United States	4,694	14.4%	4,017	12.9%	17%
Total	5,268	16.1%	4,676	15.0%	12.66%
South America					
Argentina	204	0.6%	141	0.5%	45%
Brazil	1,355	4.1%	1,031	3.3%	31%
Chile	110	0.3%	70	0.2%	57%
Colombia	1,611	4.9%	908	2.9%	77%
Ecuador	268	0.8%	192	0.6%	40%
Guyana	53	0.2%	46	0.1%	15%
Panama	108	0.3%	113	0.4%	-4%
Suriname	1,488	4.6%	1,313	4.2%	13%
Venezuela	2,110	6.5%	2,403	7.7%	-12%
Other	280	0.9%	209	0.7%	34%
Total	7,587	23.2%	6,426	20.7%	18.07%
Caribbean					
Aruba	1,059	3.2%	1,083	3.5%	-2%
Barbados	26	0.1%	21	0.1%	24%
Dom. Rep.	278	0.9%	353	1.1%	-21%
Haiti	118	0.4%	29	0.1%	307%
Jamaica	65	0.2%	53	0.2%	23%
Trinidad & Tobago	274	0.8%	293	0.9%	-6%
Other	98	0.3%	134	0.4%	-27%
Total	1,918	5.9%	1,966	6.3%	-2.44%
Europe					
Austria	73	0.2%	100	0.3%	-27%
Belgium	609	1.9%	539	1.7%	13%
Denmark	16	0.0%	31	0.1%	-48%
Finland	10	0.0%	25	0.1%	-60%
France	111	0.3%	128	0.4%	-13%
Germany	1,572	4.8%	1,852	6.0%	-15%
Italy	42	0.1%	74	0.2%	-43%
Netherlands	12,589	38.6%	12,932	41.6%	-3%
Norway	34	0.1%	56	0.2%	-39%
Sweden	42	0.1%	46	0.1%	-9%
Switzerland	157	0.5%	216	0.7%	-27%
United Kingdom	206	0.6%	294	0.9%	-30%
Other	394	1.2%	556	1.8%	-29%
Total	15,855	48.6%	16,849	54.2%	-5.90%
Others					
Not Stated	1,448	4.4%	379	1.2%	282%
Other	578	1.8%	798	2.6%	-28%
Total	2,026	6.2%	1,177	3.8%	72.13%
Overall	32,654	100.0%	31,094	100.0%	5%

	2018YTD	% Total	2017YTD	% Total	% Change
	15,486	5.0%	14,706	5.0%	5%
	53,684	17.3%	45,111	15.4%	19%
	69,170	22.3%	59,817	20.4%	16%
	2,198	0.7%	1,969	0.7%	12%
	9,263	3.0%	7,426	2.5%	25%
	689	0.2%	467	0.2%	48%
	14,630	4.7%	11,613	4.0%	26%
	1,385	0.4%	2,876	1.0%	-52%
	532	0.2%	626	0.2%	-15%
	1,151	0.4%	1,058	0.4%	9%
	6,305	2.0%	5,912	2.0%	7%
	9,104	2.9%	21,817	7.4%	-58%
	2,390	0.8%	1,714	0.6%	39%
	47,647	15.4%	55,478	18.9%	-14%
	9,676	3.1%	8,602	2.9%	12%
	195	0.1%	319	0.1%	-39%
	1,639	0.5%	3,228	1.1%	-49%
	1,243	0.4%	1,018	0.3%	22%
	448	0.1%	780	0.3%	-43%
	3,102	1.0%	3,642	1.2%	-15%
	1,085	0.4%	1,604	0.5%	-32%
	17,388	5.6%	19,193	6.5%	-9%
	767	0.2%	970	0.3%	-21%
	5,549	1.8%	4,975	1.7%	12%
	594	0.2%	556	0.2%	7%
	305	0.1%	372	0.1%	-18%
	1,470	0.5%	1,245	0.4%	18%
	11,741	3.8%	15,835	5.4%	-26%
	811	0.3%	858	0.3%	-5%
	128,895	41.6%	116,690	39.8%	10%
	732	0.2%	564	0.2%	30%
	1,321	0.4%	1,206	0.4%	10%
	1,731	0.6%	1,991	0.7%	-13%
	2,030	0.7%	1,890	0.6%	7%
	3,810	1.2%	3,769	1.3%	1%
	159,756	51.6%	150,921	51.5%	6%
	10,932	3.5%	2,871	1.0%	281%
	4,839	1.6%	4,880	1.7%	-1%
	15,771	5.1%	7,751	2.6%	103%
	309,732	100.0%	293,160	100.0%	6%



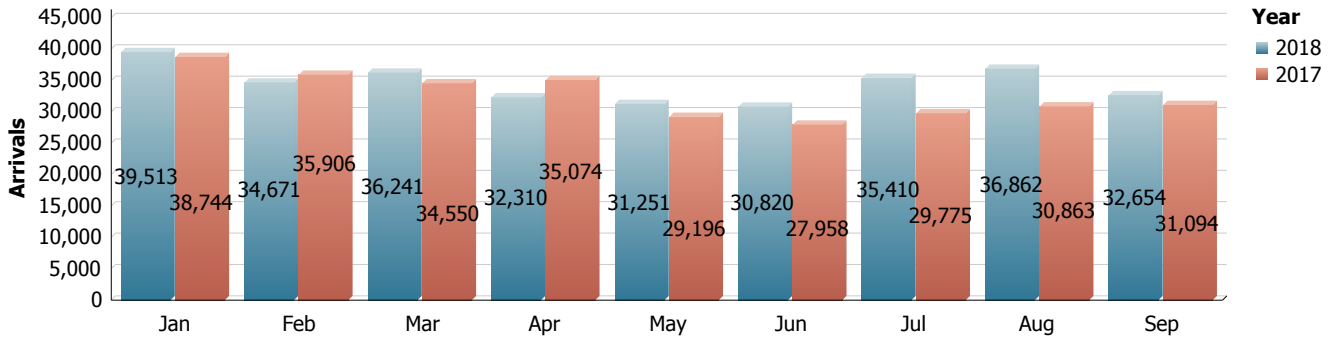
Pietermaai 19, Curacao, Dutch Caribbean
 Phone: (599-9) 434-8200 * Fax: (599-9) 461-5017
 Email: info@curacao.com
 Website: www.curacao.com

Stayover Visitor Nights (Sep / 2018)

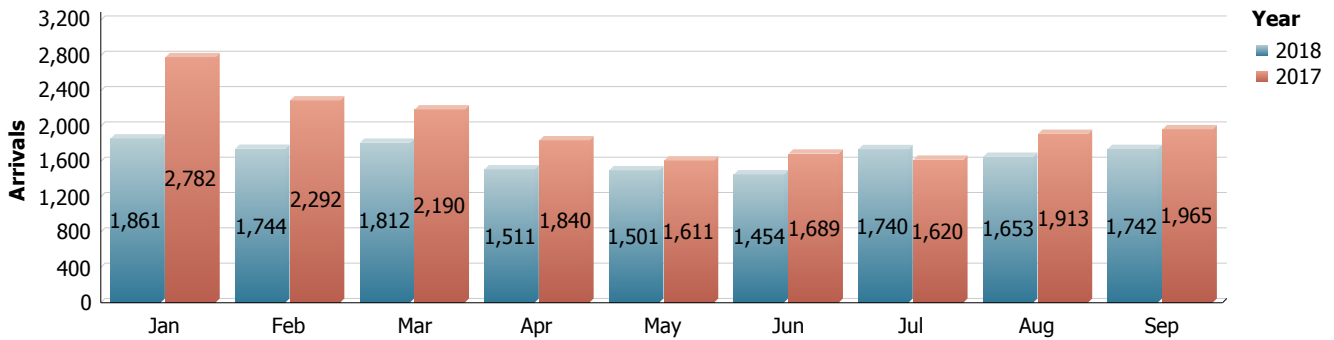
	Sep2018	% Total	Sep2017	% Total	% Change
North America					
Canada	4,018	1.5%	5,681	2.1%	-29%
United States	28,374	10.4%	24,932	9.1%	14%
Total	32,392	11.9%	30,613	11.2%	6%
South America					
Argentina	1,328	0.5%	925	0.3%	44%
Brazil	8,408	3.1%	6,403	2.3%	31%
Chile	755	0.3%	446	0.2%	69%
Colombia	12,155	4.4%	7,517	2.7%	62%
Ecuador	1,168	0.4%	1,006	0.4%	16%
Guyana	395	0.1%	352	0.1%	12%
Panama	409	0.1%	638	0.2%	-36%
Suriname	9,727	3.6%	9,648	3.5%	1%
Venezuela	14,594	5.3%	16,409	6.0%	-11%
Other	1,679	0.6%	1,393	0.5%	21%
Total	50,618	18.5%	44,737	16.4%	13%
Caribbean					
Aruba	4,513	1.7%	4,667	1.7%	-3%
Barbados	147	0.1%	135	0.0%	9%
Dom. Rep.	3,151	1.2%	1,970	0.7%	60%
Haiti	786	0.3%	176	0.1%	347%
Jamaica	387	0.1%	413	0.2%	-6%
Trinidad & Tobago	1,191	0.4%	1,244	0.5%	-4%
Other	553	0.2%	870	0.3%	-36%
Total	10,728	3.9%	9,475	3.5%	13%
Europe					
Austria	585	0.2%	1,004	0.4%	-42%
Belgium	5,981	2.2%	5,015	1.8%	19%
Denmark	104	0.0%	224	0.1%	-54%
Finland	103	0.0%	216	0.1%	-52%
France	832	0.3%	1,157	0.4%	-28%
Germany	17,444	6.4%	21,705	7.9%	-20%
Italy	322	0.1%	513	0.2%	-37%
Netherlands	141,575	51.8%	142,497	52.1%	-1%
Norway	318	0.1%	475	0.2%	-33%
Sweden	400	0.1%	457	0.2%	-12%
Switzerland	1,434	0.5%	2,269	0.8%	-37%
United Kingdom	1,826	0.7%	2,889	1.1%	-37%
Other	3,555	1.3%	3,676	1.3%	-3%
Total	174,479	63.8%	182,097	66.6%	-4%
Others					
Not Stated	552	0.2%	218	0.1%	153%
Other	4,528	1.7%	6,319	2.3%	-28%
Total	5,080	1.9%	6,537	2.4%	-22%
Overall	273,297	100.0%	273,459	100.0%	0%

	2018YTD	% Total	2017YTD	% Total	% Change
	125,254	4.6%	117,143	4.4%	7%
	346,913	12.6%	285,618	10.8%	21%
	472,167	17.2%	402,761	15.3%	17%
	16,183	0.6%	13,709	0.5%	18%
	57,994	2.1%	47,386	1.8%	22%
	5,286	0.2%	3,310	0.1%	60%
	113,888	4.2%	102,096	3.9%	12%
	6,542	0.2%	15,565	0.6%	-58%
	4,163	0.2%	3,248	0.1%	28%
	5,863	0.2%	5,868	0.2%	0%
	43,792	1.6%	43,363	1.6%	1%
	76,128	2.8%	158,522	6.0%	-52%
	16,148	0.6%	11,782	0.4%	37%
	345,987	12.6%	404,849	15.3%	-15%
	45,978	1.7%	42,521	1.6%	8%
	1,078	0.0%	1,724	0.1%	-37%
	22,618	0.8%	26,980	1.0%	-16%
	8,952	0.3%	7,433	0.3%	20%
	3,285	0.1%	6,097	0.2%	-46%
	14,249	0.5%	16,437	0.6%	-13%
	6,323	0.2%	9,632	0.4%	-34%
	102,483	3.7%	110,824	4.2%	-8%
	7,281	0.3%	9,842	0.4%	-26%
	53,792	2.0%	51,584	2.0%	4%
	5,647	0.2%	4,730	0.2%	19%
	2,802	0.1%	3,654	0.1%	-23%
	11,037	0.4%	9,958	0.4%	11%
	137,380	5.0%	179,416	6.8%	-23%
	7,011	0.3%	7,477	0.3%	-6%
	1,461,163	53.3%	1,332,596	50.5%	10%
	6,952	0.3%	4,868	0.2%	43%
	12,672	0.5%	11,041	0.4%	15%
	16,195	0.6%	19,959	0.8%	-19%
	18,000	0.7%	17,085	0.6%	5%
	34,045	1.2%	31,807	1.2%	7%
	1,773,977	64.7%	1,684,017	63.8%	5%
	7,016	0.3%	1,929	0.1%	264%
	41,514	1.5%	36,602	1.4%	13%
	48,530	1.8%	38,531	1.5%	26%
	2,743,144	100.0%	2,640,982	100.0%	4%

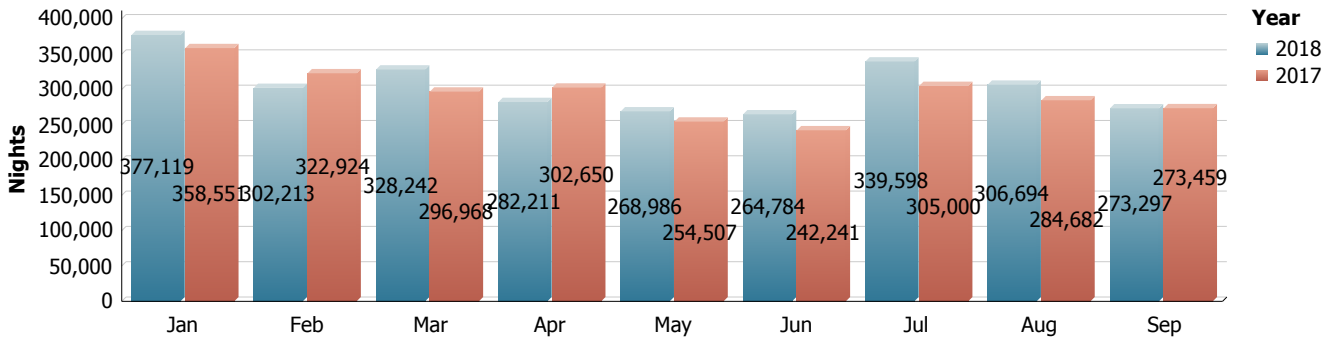
Stay over



Day trippers



Stay over nights



Cruise arrivals

