

Overall Visitor Arrival Performance (Apr / 2019)

Total Stayover Arrivals by Region

Region	Apr/2019	% Total	Apr/2018	% Total	% Change
North America	8,157	20%	7,137	22%	14%
South America	6,112	15%	3,665	11%	67%
Caribbean	3,331	8%	2,622	8%	27%
Europe	21,620	54%	18,381	57%	18%
Others	1,064	3%	686	2%	55%
Total	40,284	100%	32,491	100%	24%

2019YTD	% Total	2018YTD	% Total	% Change
42,038	25%	35,445	25%	19%
23,743	14%	18,082	13%	31%
10,066	6%	9,278	6%	8%
87,299	52%	77,748	54%	12%
4,294	3%	2,804	2%	53%
167,440	100%	143,357	100%	17%

Total Daytrippers

	Apr/2019	% Total	Apr/2018	% Total	% Change
Day Trippers	1,331	100%	1,511	100%	-12%

2019YTD	% Total	2018YTD	% Total	% Change
6,255	100%	6,923	100%	-10%

Total Nights by Region

Region	Apr/2019	% Total	Apr/2018	% Total	% Change
North America	54,407	15.8%	48,317	16.8%	13%
South America	44,084	12.8%	27,318	9.5%	61%
Caribbean	19,309	5.6%	16,174	5.6%	19%
Europe	224,927	65.1%	194,608	67.5%	16%
Others	2,528	0.7%	1,896	0.7%	33%
Total	345,255	100%	288,313	100%	20%

2019YTD	% Total	2018YTD	% Total	% Change
300,285	20.2%	262,224	19.6%	15%
169,629	11.4%	139,784	10.5%	21%
60,779	4.1%	56,656	4.2%	7%
948,473	63.7%	865,271	64.8%	10%
9,147	0.6%	10,737	0.8%	-15%
1,488,313	100%	1,334,672	100%	12%

Total Cruise Arrivals

	Apr/2019	% Total	Apr/2018	% Total	% Change
Cruise Arrivals	66,518	100%	62,073	100%	7%
Cruise Calls	25	100%	27	100%	-7%

2019YTD	% Total	2018YTD	% Total	% Change
344,623	100%	326,386	100%	6%
142	100%	136	100%	4%

Total Arrivals

	Apr/2019	% Total	Apr/2018	% Total	% Change
Cruise Arrivals	66,518	62%	62,073	65%	7%
Day Trippers	1,331	1%	1,511	2%	-12%
Stayovers	40,284	37%	32,491	34%	24%
Total	108,133	100%	96,075	100%	13%

2019YTD	% Total	2018YTD	% Total	% Change
344,623	66%	326,386	68%	6%
6,255	1%	6,923	1%	-10%
167,440	32%	143,357	30%	17%
518,318	100%	476,666	100%	9%

Source

Stayover: Immigration database / CTB
Visitor Nights: Immigration database / CTB
Cruise calls / passengers: CPA



Pietermaai 19, Curaçao, Dutch Caribbean
 Phone: (599-9) 434-8200 * Fax: (599-9) 461-5017
 Email: info@curacao.com
 Website: www.curacao.com

Stayover Visitor Arrival (Apr / 2019)

	Apr/2019	% Total	Apr/2018	% Total	% Change
North America					
Canada	1,947	4.8%	2,083	6.4%	-7%
United States	6,210	15.4%	5,054	15.6%	23%
Total	8,157	20.2%	7,137	22.0%	14.29%
South America					
Argentina	159	0.4%	155	0.5%	3%
Brazil	973	2.4%	720	2.2%	35%
Chile	105	0.3%	44	0.1%	139%
Colombia	2,703	6.7%	850	2.6%	218%
Ecuador	125	0.3%	105	0.3%	19%
Panama	141	0.4%	160	0.5%	-12%
Suriname	1,013	2.5%	811	2.5%	25%
Venezuela	406	1.0%	532	1.6%	-24%
Other	487	1.2%	288	0.9%	69%
Total	6,112	15.2%	3,665	11.3%	66.77%
Caribbean					
Aruba	1,170	2.9%	1,266	3.9%	-8%
Dom. Rep.	198	0.5%	175	0.5%	13%
Haiti	102	0.3%	158	0.5%	-35%
Jamaica	87	0.2%	57	0.2%	53%
Trinidad & Tobago	495	1.2%	301	0.9%	64%
Other	1,279	3.2%	665	2.0%	92%
Total	3,331	8.3%	2,622	8.1%	27.04%
Europe					
Austria	71	0.2%	77	0.2%	-8%
Belgium	1,384	3.4%	855	2.6%	62%
Denmark	100	0.2%	26	0.1%	285%
France	286	0.7%	187	0.6%	53%
Germany	2,243	5.6%	1,089	3.4%	106%
Italy	80	0.2%	55	0.2%	45%
Netherlands	16,151	40.1%	15,138	46.6%	7%
Spain	59	0.1%	47	0.1%	26%
Sweden	120	0.3%	64	0.2%	88%
Switzerland	284	0.7%	282	0.9%	1%
United Kingdom	353	0.9%	202	0.6%	75%
Other	489	1.2%	359	1.1%	36%
Total	21,620	53.7%	18,381	56.6%	17.62%
Others					
Not Stated	765	1.9%	385	1.2%	99%
Other	299	0.7%	301	0.9%	-1%
Total	1,064	2.6%	686	2.1%	55.10%
Overall	40,284	100.0%	32,491	100.0%	24%

	2019YTD	% Total	2018YTD	% Total	% Change
	13,501	8.1%	11,821	8.2%	14%
	28,537	17.0%	23,624	16.5%	21%
Total	42,038	25.1%	35,445	24.7%	19%
	853	0.5%	1,187	0.8%	-28%
	4,634	2.8%	3,834	2.7%	21%
	528	0.3%	265	0.2%	99%
	8,750	5.2%	5,775	4.0%	52%
	525	0.3%	289	0.2%	82%
	615	0.4%	544	0.4%	13%
	2,483	1.5%	2,422	1.7%	3%
	3,744	2.2%	2,703	1.9%	39%
	1,611	1.0%	1,063	0.7%	52%
Total	23,743	14.2%	18,082	12.6%	31%
	3,688	2.2%	4,331	3.0%	-15%
	702	0.4%	630	0.4%	11%
	466	0.3%	564	0.4%	-17%
	251	0.1%	179	0.1%	40%
	1,254	0.7%	1,095	0.8%	15%
	3,705	2.2%	2,479	1.7%	49%
Total	10,066	6.0%	9,278	6.5%	8%
	553	0.3%	389	0.3%	42%
	2,879	1.7%	2,721	1.9%	6%
	393	0.2%	383	0.3%	3%
	1,379	0.8%	795	0.6%	73%
	8,422	5.0%	6,517	4.5%	29%
	486	0.3%	417	0.3%	17%
	67,895	40.5%	60,856	42.5%	12%
	321	0.2%	334	0.2%	-4%
	712	0.4%	989	0.7%	-28%
	888	0.5%	982	0.7%	-10%
	1,013	0.6%	1,021	0.7%	-1%
	2,358	1.4%	2,344	1.6%	1%
Total	87,299	52.1%	77,748	54.2%	12%
	3,118	1.9%	1,623	1.1%	92%
	1,176	0.7%	1,181	0.8%	0%
Total	4,294	2.6%	2,804	2.0%	53%
Overall	167,440	100.0%	143,357	100.0%	17%



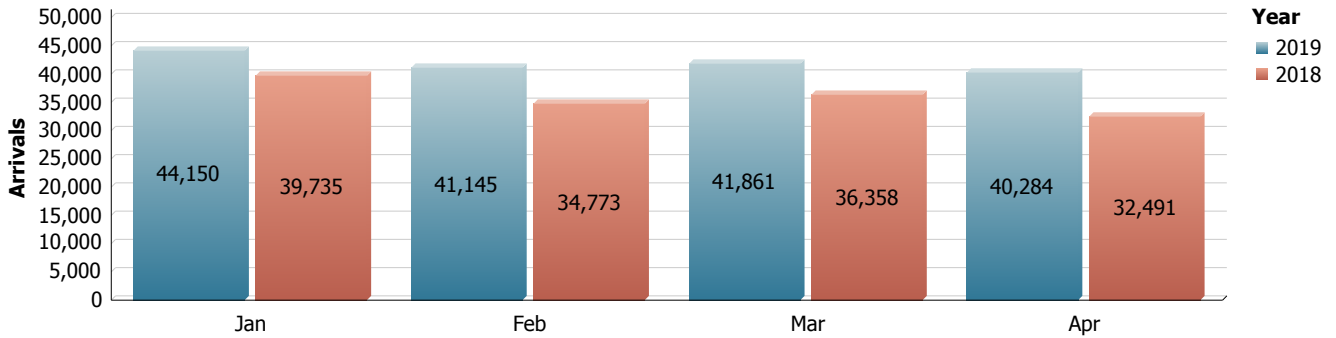
Pietermaai 19, Curaçao, Dutch Caribbean
 Phone: (599-9) 434-8200 * Fax: (599-9) 461-5017
 Email: info@curacao.com
 Website: www.curacao.com

Stayover Visitor Nights (Apr / 2019)

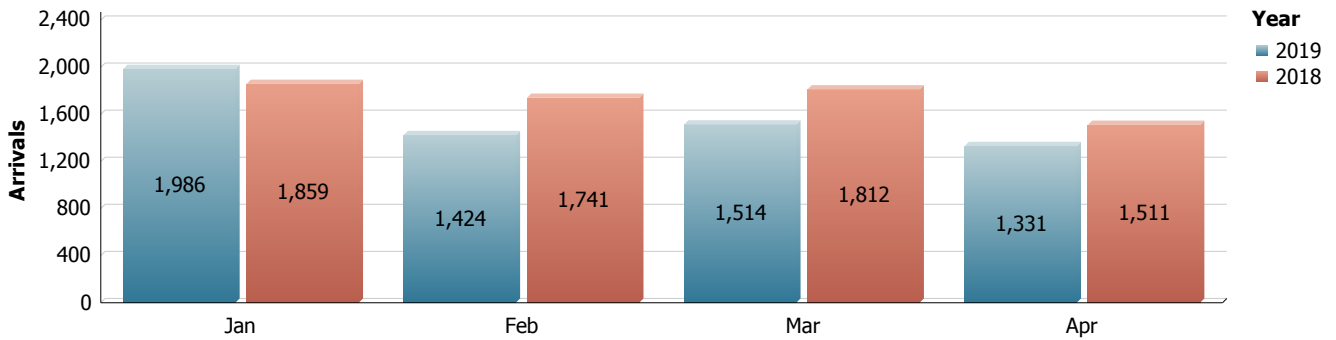
	Apr/2019	% Total	Apr/2018	% Total	% Change
North America					
Canada	14,827	4.3%	15,330	5.3%	-3%
United States	39,580	11.5%	32,987	11.4%	20%
Total	54,407	15.8%	48,317	16.8%	13%
South America					
Argentina	1,120	0.3%	952	0.3%	18%
Brazil	6,655	1.9%	4,398	1.5%	51%
Chile	822	0.2%	391	0.1%	110%
Colombia	19,229	5.6%	7,880	2.7%	144%
Ecuador	743	0.2%	463	0.2%	60%
Panama	745	0.2%	804	0.3%	-7%
Suriname	7,297	2.1%	5,558	1.9%	31%
Venezuela	4,329	1.3%	4,998	1.7%	-13%
Other	3,144	0.9%	1,874	0.6%	68%
Total	44,084	12.8%	27,318	9.5%	61%
Caribbean					
Aruba	5,912	1.7%	6,201	2.2%	-5%
Dom. Rep.	2,208	0.6%	2,248	0.8%	-2%
Haiti	760	0.2%	1,111	0.4%	-32%
Jamaica	500	0.1%	514	0.2%	-3%
Trinidad & Tobago	2,737	0.8%	1,205	0.4%	127%
Other	7,192	2.1%	4,895	1.7%	47%
Total	19,309	5.6%	16,174	5.6%	19%
Europe					
Austria	628	0.2%	750	0.3%	-16%
Belgium	11,828	3.4%	7,104	2.5%	66%
Denmark	821	0.2%	245	0.1%	235%
France	2,570	0.7%	1,233	0.4%	108%
Germany	23,816	6.9%	12,194	4.2%	95%
Italy	669	0.2%	443	0.2%	51%
Netherlands	172,851	50.1%	164,795	57.2%	5%
Spain	525	0.2%	518	0.2%	1%
Sweden	1,023	0.3%	580	0.2%	76%
Switzerland	2,707	0.8%	2,679	0.9%	1%
United Kingdom	3,043	0.9%	1,544	0.5%	97%
Other	4,446	1.3%	2,523	0.9%	76%
Total	224,927	65.1%	194,608	67.5%	16%
Others					
Not Stated	315	0.1%	121	0.0%	160%
Other	2,213	0.6%	1,775	0.6%	25%
Total	2,528	0.7%	1,896	0.7%	33%
Overall	345,255	100.0%	288,313	100.0%	20%

	2019YTD	% Total	2018YTD	% Total	% Change
	111,498	7.5%	99,601	7.5%	12%
	188,787	12.7%	162,623	12.2%	16%
Total	300,285	20.2%	262,224	19.6%	15%
	5,996	0.4%	8,995	0.7%	-33%
	30,862	2.1%	24,863	1.9%	24%
	4,125	0.3%	2,163	0.2%	91%
	65,937	4.4%	49,395	3.7%	33%
	3,079	0.2%	1,625	0.1%	89%
	3,439	0.2%	2,904	0.2%	18%
	16,499	1.1%	17,665	1.3%	-7%
	28,640	1.9%	24,465	1.8%	17%
	11,052	0.7%	7,709	0.6%	43%
Total	169,629	11.4%	139,784	10.5%	21%
	18,557	1.2%	21,297	1.6%	-13%
	9,050	0.6%	6,610	0.5%	37%
	3,430	0.2%	4,697	0.4%	-27%
	1,879	0.1%	1,561	0.1%	20%
	5,830	0.4%	4,986	0.4%	17%
	22,033	1.5%	17,505	1.3%	26%
Total	60,779	4.1%	56,656	4.2%	7%
	5,591	0.4%	3,573	0.3%	56%
	24,633	1.7%	24,564	1.8%	0%
	3,321	0.2%	3,548	0.3%	-6%
	11,759	0.8%	6,243	0.5%	88%
	94,184	6.3%	77,302	5.8%	22%
	4,556	0.3%	3,758	0.3%	21%
	756,333	50.8%	696,544	52.2%	9%
	3,378	0.2%	3,316	0.2%	2%
	6,376	0.4%	8,865	0.7%	-28%
	8,408	0.6%	8,993	0.7%	-7%
	9,336	0.6%	8,364	0.6%	12%
	20,598	1.4%	20,201	1.5%	2%
Total	948,473	63.7%	865,271	64.8%	10%
	1,037	0.1%	2,588	0.2%	-60%
	8,110	0.5%	8,149	0.6%	0%
Total	9,147	0.6%	10,737	0.8%	-15%
Overall	1,488,313	100.0%	1,334,672	100.0%	12%

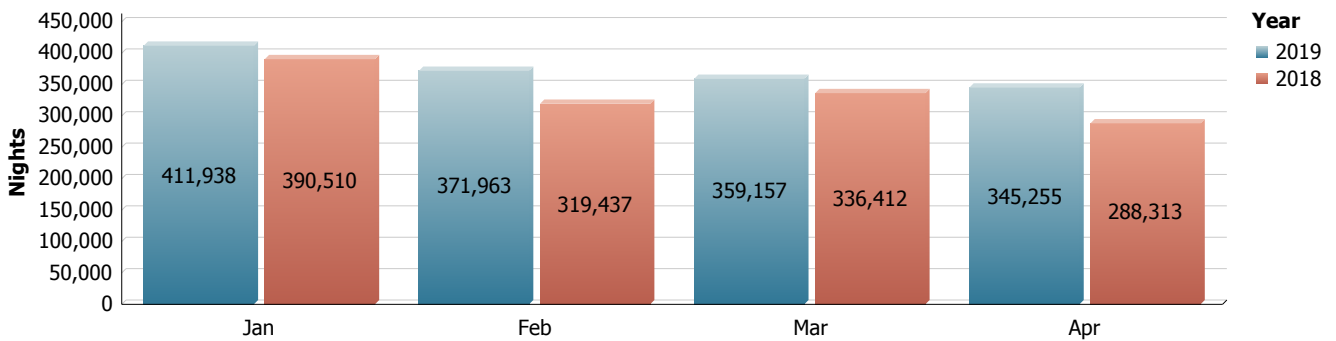
Stay over



Day trippers



Stay over nights



Cruise arrivals

